

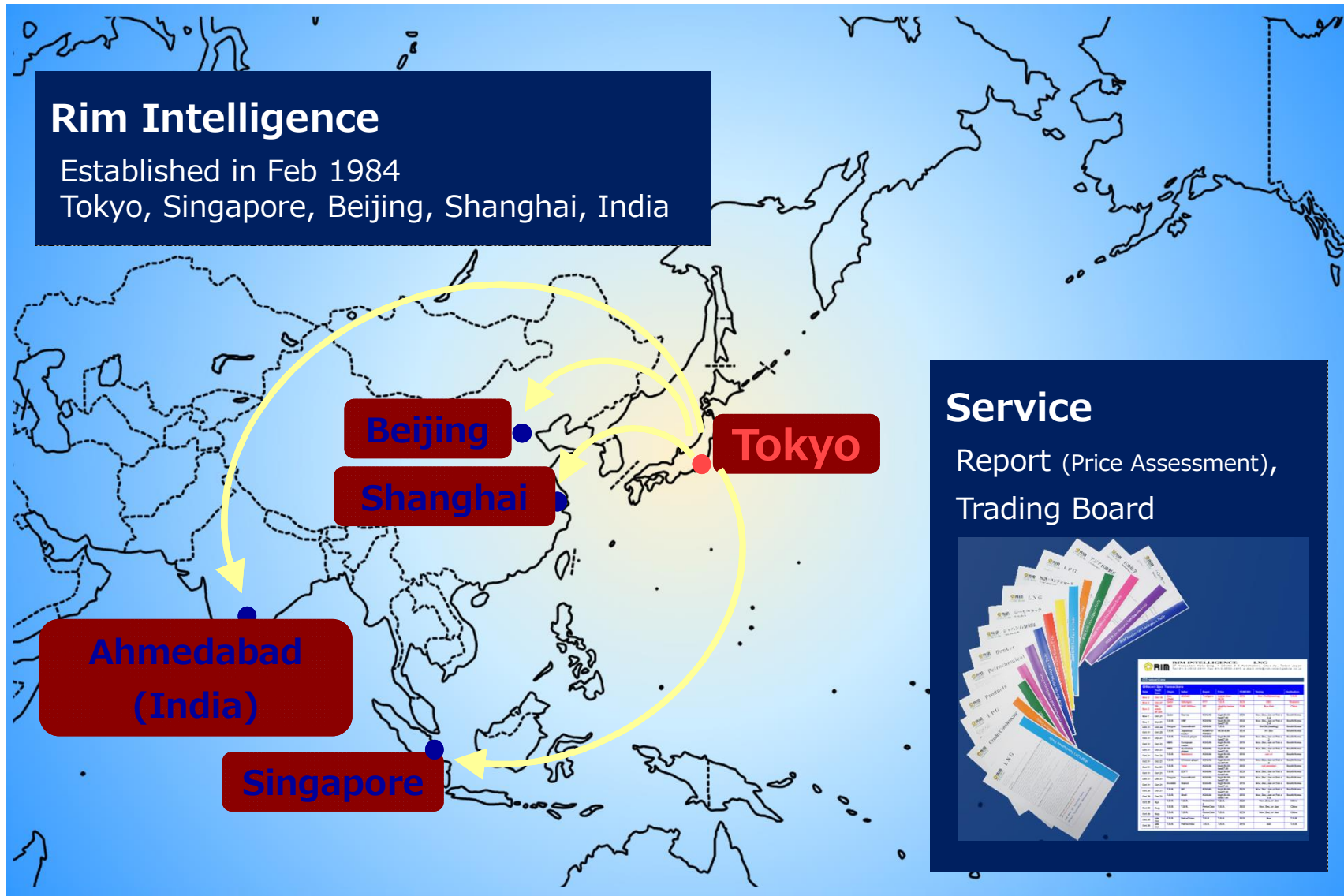
Rim Intelligence

A light gray world map is centered in the background of the slide, showing the outlines of continents and major landmasses.

LNG Producer-Consumer Conference 2016

November. 24, 2016

Rim Intelligence Network



Rim Intelligence
Established in Feb 1984
Tokyo, Singapore, Beijing, Shanghai, India

Service
Report (Price Assessment),
Trading Board

Beijing

Shanghai

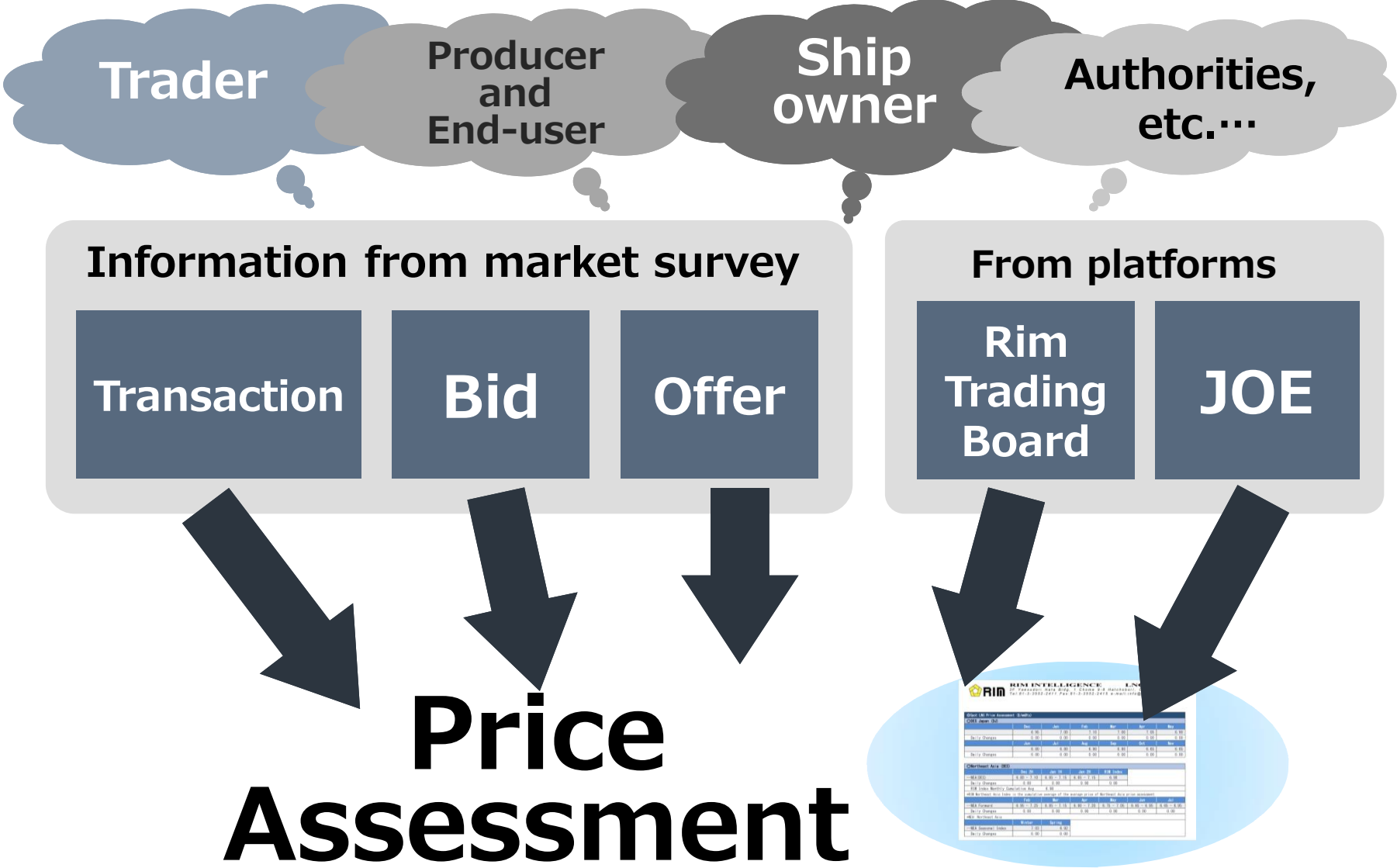
Ahmedabad (India)

Singapore

Tokyo

The image shows a map of East and Southeast Asia with five locations marked: Tokyo (red dot), Beijing (blue dot), Shanghai (blue dot), Ahmedabad (India) (blue dot), and Singapore (blue dot). Yellow curved arrows indicate a network of connections between these locations. A dark blue box in the top left contains the company name and establishment details. A dark blue box in the bottom right shows a fan of colorful reports and a screenshot of a trading board.

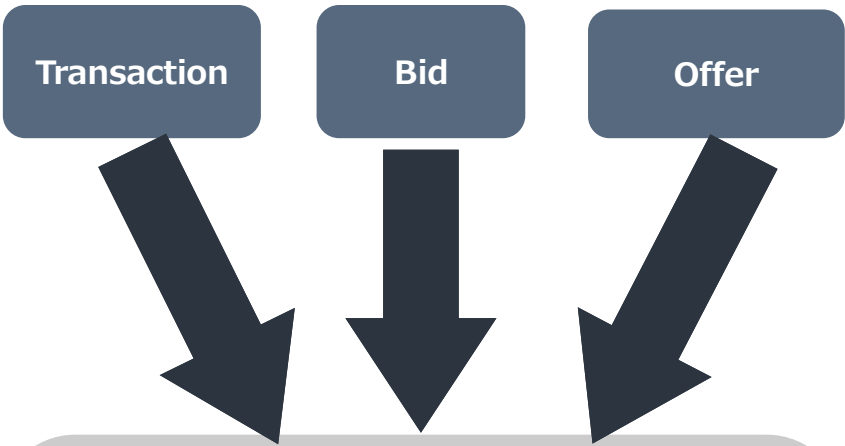
Price Assessment of Rim



Assessment process

PDFファイルの閲覧には Adobe Reader をお読みください。
 リムエネルギーニュースへ | お問い合わせ | 会社情報 | プライバシーポリシー
 Copyright(C) 2016 RIM INTELLIGENCE Co. All rights reserved.

Date	ID	Period of Loading	Place of Loading	Quantity	Transaction Type	Unit Price	Buyer	Seller	Other Condition
Nov/02 19:44	ILN-33	H2 Dec	Japan	65,000 mt	DES	\$ 7.20		D oil	
Nov/02 19:44	ILN-32	H2 Dec	Japan	65,000 mt	DES	\$ 6.80	C gas		
Nov/02 19:41	ILN-31	H2 Dec	Japan	65,000 mt	DES	\$ 7.00	A power	B trading	



Rim Trading Board(RTB)

- ◆ Rim considers these factors for daily assessment
- ◆ No matching system provided

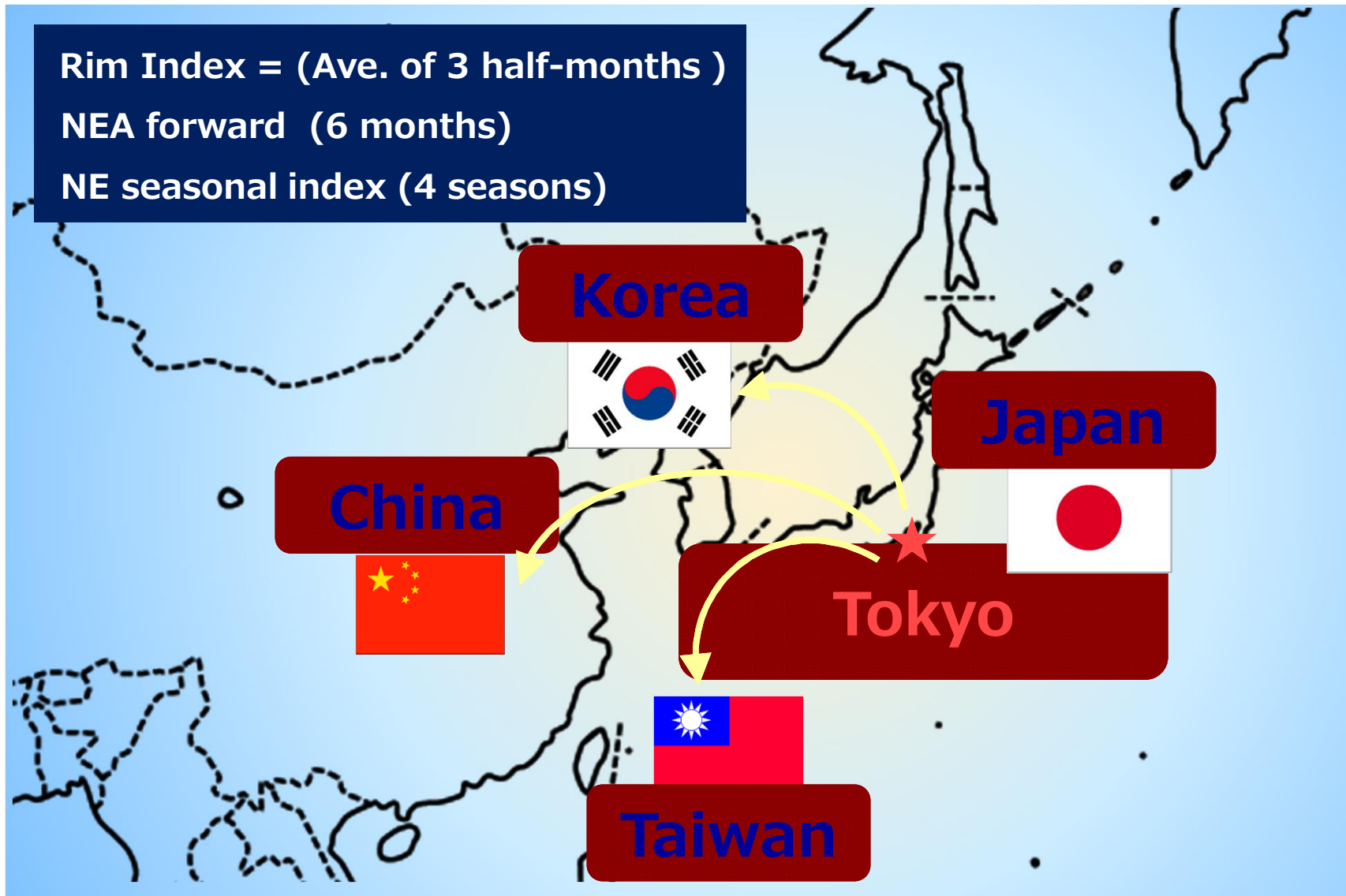
Collected numbers of the day

Offer	Transaction	Bid
7.85(H)		
7.50(H)		
7.20(T)		
7.10(H)		
	7.05(H)	
	7.00(T)	
	6.95(H)	
		6.90(H)
		6.80(T)
		6.75(H)
		6.70(H)

(H) Hearing, (T) Trading board

DES Northeast Asia Price

Rim Index = (Ave. of 3 half-months)
NEA forward (6 months)
NE seasonal index (4 seasons)



DES Japan

