

# Report on JODI Data Submissions in APEC

Joint EGNRET58/EGEDA34 meeting

Honolulu, Hawaii, USA

4-5 April 2023

Risa **PANCHO**, Researcher, APERC  
EGEDA Secretariat



# Outline

**JODI Participation  
Assessments**

**Smiley Faces**

JODI Oil

JODI Gas

**Sustainability  
Timeliness  
Completeness**

JODI Oil

JODI Gas

**Conclusions**

# JODI Participation Assessments

## Why do we have JODI Participation Assessments?

- To measure the degree of participation in the initiative by each economy.

## How often do we do this Assessments? And what is the criteria of the Assessments?

- The **bi-annual assessment** considers three measures: sustainability, timeliness and completeness.
- Smiley Faces

- 😊 **Good**
- 😐 **Fair**
- 😞 **Less Reliable**

### Sustainability

- 😊 if the **6 questionnaires** have been submitted;
- 😐 if 4 or 5 questionnaires have been submitted;
- 😞 when less than 4 questionnaires have been submitted

### Timeliness

- 😊 when all **6 submissions** during the assessment period have been submitted **within two months** of the end of the reference month relevant to each submission;
- 😐 when 4 or 5 submissions have been received on time;
- 😞 when less than 4 submissions have been received on time

### Completeness

- 😊 when **more than 90% of the data** are given for production, stock change/closing and demand, etc.;
- 😐 when between 60% and 90% of the data are given;
- 😞 when less than 60% of the data are given

- Links

[JODI-Oil World Database Participation Assessment | JODI \(jodidata.org\)](https://www.jodidata.org/participation-assessment)

[JODI-Gas Member Participation Assessment | JODI \(jodidata.org\)](https://www.jodidata.org/participation-assessment)



# Smiley Faces (JODI Oil)

## Smiley Faces of JODI Oil data submissions (Jul – Dec 2022)

Economy	Sustainability	Timeliness (M-1 & M-2)	Completeness (%)	Sustainability	Timeliness	Completeness
Brunei Darussalam	6	6	100%	😊	😊	😊
China	6	5	67%	😊	😐	😐
Hong Kong, China	6	6	100%	😊	😊	😊
Indonesia	6	6	100%	😊	😊	😊
Malaysia	6	5	52%	😊	😐	😐
Papua New Guinea	2	1	95%	😞	😞	😊
Peru	6	3	100%	😊	😞	😊
Philippines	6	0	100%	😊	😞	😊
Russia	6	5	29%	😊	😐	😐
Singapore	6	6	52%	😊	😊	😐
Chinese Taipei	6	6	100%	😊	😊	😊
Thailand	6	6	97%	😊	😊	😊
Viet Nam	6	2	5%	😊	😞	😞

Number of

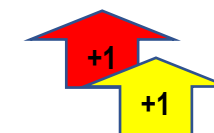
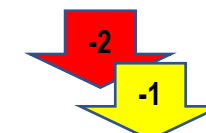
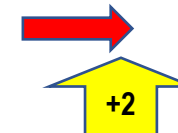


12

6

8

Compared to Jan – Jun 2022  
Compared to Jul – Dec 2021



# Smiley Faces (JODI Gas)

## Smiley Faces of JODI Gas data submissions (Jul – Dec 2022)

Economy	Sustainability	Timeliness (M-1 & M-2)	Completeness (%)	Sustainability	Timeliness	Completeness
Brunei Darussalam	6	6	100%	😊	😊	😊
China	6	6	64%	😊	😊	😐
Hong Kong, China	6	6	100%	😊	😊	😊
Indonesia	6	6	100%	😊	😊	😊
Malaysia	6	5	62%	😊	😐	😐
Papua New Guinea	0	0	0%	😞	😞	😞
Peru	0	0	0%	😞	😞	😞
Philippines	6	6	100%	😊	😊	😊
Russia	6	6	27%	😊	😊	😞
Singapore	6	6	64%	😊	😊	😐
Chinese Taipei	6	6	100%	😊	😊	😊
Thailand	6	6	91%	😊	😊	😊
Viet Nam	6	2	24%	😊	😞	😞

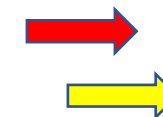
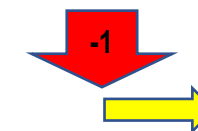
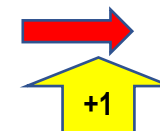
Number of 😊

11

9

6

Compared to Jan – Jun 2022  
Compared to Jul – Dec 2021



# Sustainability (JODI Oil)

## Number of submissions per year, 2015-2022

Economy/Year	2015	2016	2017	2018	2019	2020	2021	2022	Remarks
Brunei Darussalam	12	12	12	12	12	12	12	12	
China	12	12	12	12	12	12	12	12	
Hong Kong, China	12	12	12	12	12	12	12	12	
Indonesia	12	9	12	12	12	12	12	12	
Malaysia	12	12	12	12	12	12	12	12	
Papua New Guinea	12	12	12	12	12	10	7	8	Improved submissions in 2022 4 months'(Jul, Oct-Dec) data is missing for 2022
Peru	12	12	12	12	12	12	12	12	Improved submissions in 2021
Philippines	12	12	12	12	12	12	12	12	
Russia	12	12	12	12	12	12	12	12	
Singapore	12	12	12	12	12	12	12	12	
Chinese Taipei	12	12	12	12	12	12	12	12	
Thailand	12	12	12	12	12	12	12	12	
Viet Nam	0	0	0	0	0	0	0	12	Restarted from Apr-2022

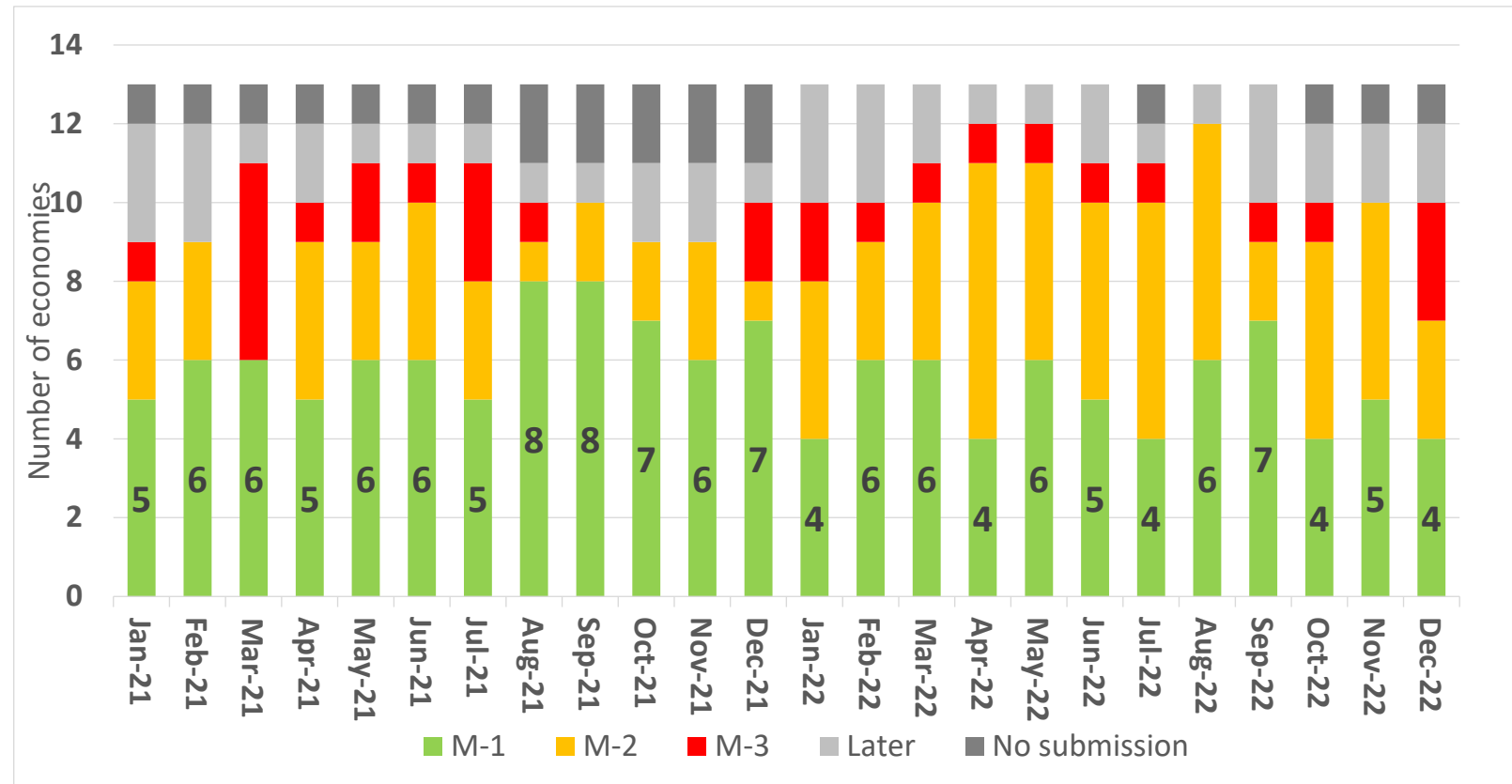
# Sustainability (JODI Gas)

## Number of submissions per year, 2015-2022

Economy	2015	2016	2017	2018	2019	2020	2021	2022	Remarks
Brunei Darussalam	12	12	12	12	12	12	12	12	
China	12	12	12	12	12	12	12	12	
Hong Kong, China	12	12	12	12	12	12	12	12	
Indonesia	12	12	12	12	12	12	12	12	
Malaysia	12	12	12	12	12	12	12	12	
Papua New Guinea	12	12	3	12	5	0	0	0	Last submission: May-2019
Peru	12	8	0	0	0	0	0	0	Last submission: Aug-2016
Philippines	12	12	12	12	12	12	12	12	
Russia	12	12	12	12	12	12	12	12	
Singapore	12	12	12	12	12	12	12	12	
Chinese Taipei	12	12	12	12	12	12	12	12	
Thailand	12	12	12	12	12	12	12	12	
Viet Nam	0	0	0	0	0	0	0	12	Restarted from Apr-2022

# Timeliness (JODI Oil-1)

## JODI Oil (APEC timeliness criteria)



**M-1:** Within 1 month + 10 days  
**M-2:** Within 2 months  
**M-3:** Within 3 months  
**Later:** After M-3

- We have successfully received reports by **whole economies (13/13)** from **Jan to Jun** and **Aug 2022**
- **6 out of 13** Non-OECD member economies were able to submit on the set deadline



# Timeliness (JODI Oil-2)

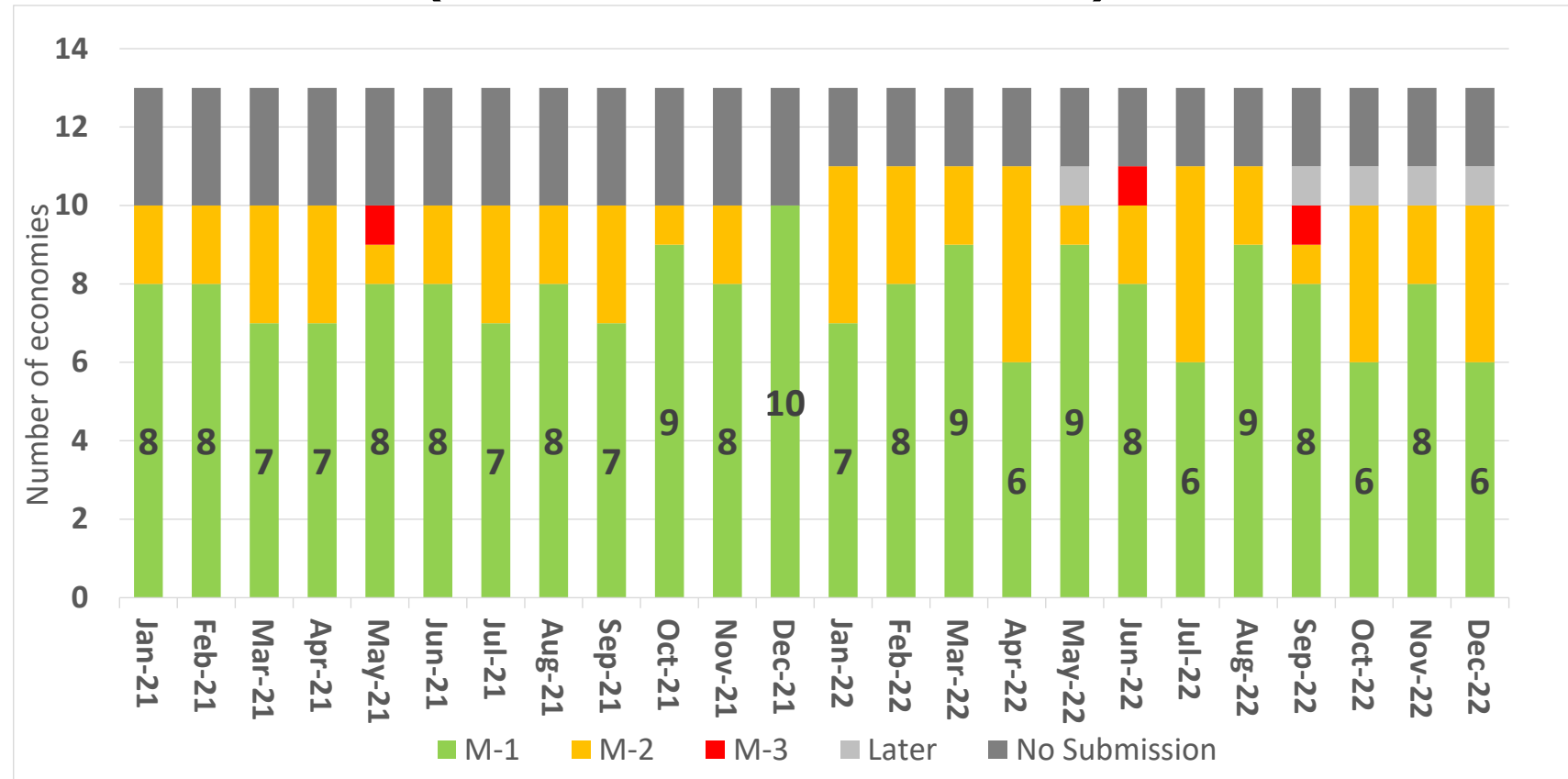
## JODI Oil (APEC timeliness criteria)

Economy	Jan-21	Feb-21	Mar-21	Apr-21	May-21	Jun-21	Jul-21	Aug-21	Sep-21	Oct-21	Nov-21	Dec-21	Jan-22	Feb-22	Mar-22	Apr-22	May-22	Jun-22	Jul-22	Aug-22	Sep-22	Oct-22	Nov-22	Dec-22
Brunei Darussalam	M-1	M-1	M-1	M-1	M-1	M-1	M-3	M-1	M-1	M-1	M-1	M-1	M-1	M-1	M-1	M-1	M-1	M-1	M-2	M-2	M-1	M-2	M-2	M-1
China	M-2	M-1	M-3	M-2	M-1	M-1	M-1	M-1	M-1	M-1	M-1	M-1	M-2	M-1	M-1	M-2	M-1	M-2	M-1	M-1	M-1	M-1	M-1	M-3
Hong Kong, China	M-1	M-2	M-1	M-1	M-1	M-1	M-1	M-1	M-1	M-1	M-1	M-1	M-2	M-1	M-1	M-1	M-2	M-1	M-1	M-1	M-1	M-1	M-2	M-2
Indonesia	M-2	M-2	M-3	M-2	M-2	M-2	M-2	M-1	M-1	M-2	M-2	M-2	M-2	M-2	M-2	M-2	M-2	M-2	M-2	M-2	M-2	M-2	M-2	M-2
Malaysia	M-3	M-1	M-1	M-2	M-2	M-2	M-2	M-2	M-2	M-1	M-2	M-1	M-3	M-1	M-2	M-2	M-2	M-2	M-2	M-2	M-3	M-2	M-1	M-1
Papua New Guinea	Later	Later	Later	Later	Later	Later	M-3						Later	Later	Later	M-3	M-2	Later		M-2	Later			
Peru	Later	Later	M-3	M-3	M-1	M-2	Later	Later	Later	Later	Later	M-3	M-3	M-3	M-2	M-2	M-3	M-2	M-3	M-2	M-1	M-3	M-2	Later
Philippines	Later	Later	M-3	Later	M-3	M-2	M-3	M-3	M-1	Later	Later	Later	Later	Later	Later	Later	Later	Later	Later	Later	Later	Later	Later	M-3
Russia	M-1	M-1	M-1	M-1	M-2	M-1	M-1	M-1	M-1	M-1	M-1	M-3	M-2	M-2	M-2	M-2	M-1	M-1	M-2	M-1	M-1	M-2	M-1	M-3
Singapore	M-1	M-1	M-1	M-1	M-1	M-1	M-1	M-1	M-1	M-1	M-1	M-1	M-1	M-1	M-1	M-1	M-1	M-1	M-1	M-1	M-1	M-1	M-1	M-1
Chinese Taipei	M-1	M-1	M-1	M-1	M-1	M-1	M-1	M-1	M-1	M-1	M-1	M-1	M-1	M-1	M-1	M-1	M-1	M-1	M-1	M-1	M-1	M-1	M-1	M-1
Thailand	M-2	M-2	M-3	M-2	M-3	M-3	M-2	M-1	M-2	M-2	M-2	M-1	M-1	M-2	M-1	M-2	M-2	M-2	M-2	M-2	M-2	M-2	M-2	M-2
Viet Nam													Later	Later	M-3	M-2	M-1	M-3	M-2	M-1	Later	Later	Later	Later
		M-1		M-2		M-3		Later				No submission												

- From Jan 2021 to Dec 2022, **2** member economies (**Singapore** and **Chinese Taipei**) reported **within M-1** (submissions at current assessment criteria of 1 month + 10 days for M-1)
- **Hong Kong, China** reported all months' data **within M-2**

# Timeliness (JODI Gas-1)

## JODI Gas (APEC timeliness criteria)



**M-1:** Within 1 month + 10 days  
**M-2:** Within 2 months  
**M-3:** Within 3 months  
**Later:** After M-3

- **8 out of 13** Non-OECD member economies were able to submit on the set deadline
- We are trying to acquire the JODI Gas data from **2** member economies (**PNG** and **Peru**)

# Timeliness (JODI Gas-2)

## JODI Gas (APEC timeliness criteria)

	Jan-21	Feb-21	Mar-21	Apr-21	May-21	Jun-21	Jul-21	Aug-21	Sep-21	Oct-21	Nov-21	Dec-21	Jan-22	Feb-22	Mar-22	Apr-22	May-22	Jun-22	Jul-22	Aug-22	Sep-22	Oct-22	Nov-22	Dec-22	
<b>Brunei Darussalam</b>	M-1	M-1	M-1	M-1	M-1	M-1	M-2	M-1	M-1	M-1	M-1	M-1	M-1	M-1	M-1	M-1	M-1	M-1	M-1	M-2	M-1	M-1	M-2	M-1	M-1
<b>China</b>	M-2	M-1	M-2	M-2	M-1	M-1	M-1	M-1	M-1	M-1	M-1	M-1	M-2	M-1	M-1	M-2	M-1	M-1	M-1	M-1	M-1	M-1	M-1	M-1	M-2
<b>Hong Kong, China</b>	M-1	M-1	M-1	M-1	M-1	M-1	M-1	M-1	M-1	M-1	M-1	M-1	M-1	M-1	M-1	M-1	M-1	M-1	M-1	M-1	M-1	M-1	M-1	M-1	M-1
<b>Indonesia</b>	M-1	M-2	M-2	M-1	M-1	M-1	M-1	M-1	M-1	M-1	M-2	M-1	M-1	M-2	M-1	M-1	M-1	M-1	M-1	M-1	M-1	M-1	M-1	M-1	M-1
<b>Malaysia</b>	M-2	M-1	M-2	M-2	M-2	M-2	M-2	M-2	M-2	M-1	M-2	M-1	M-2	M-1	M-2	M-2	M-2	M-2	M-2	M-2	M-2	M-3	M-2	M-1	M-2
<b>Papua New Guinea</b>																									
<b>Peru</b>																									
<b>Philippines</b>	M-1	M-1	M-1	M-1	M-1	M-1	M-2	M-2	M-2	M-1	M-1	M-1	M-1	M-1	M-1	M-1	M-1	M-1	M-1	M-1	M-1	M-1	M-1	M-1	M-1
<b>Russia</b>	M-1	M-1	M-1	M-1	M-1	M-1	M-1	M-1	M-1	M-1	M-1	M-1	M-2	M-2	M-2	M-2	M-1	M-1	M-2	M-1	M-1	M-2	M-2	M-2	M-2
<b>Singapore</b>	M-1	M-1	M-1	M-1	M-1	M-1	M-1	M-1	M-1	M-1	M-1	M-1	M-1	M-1	M-1	M-1	M-1	M-1	M-1	M-1	M-1	M-1	M-1	M-1	M-1
<b>Thailand</b>	M-1	M-2	M-1	M-2	M-3	M-2	M-1	M-1	M-2	M-2	M-1	M-1	M-1	M-2	M-1	M-2	M-1	M-2	M-2	M-2	M-2	M-2	M-2	M-2	M-2
<b>Chinese Taipei</b>	M-1	M-1	M-1	M-1	M-1	M-1	M-1	M-1	M-1	M-1	M-1	M-1	M-1	M-1	M-1	M-1	M-1	M-1	M-1	M-1	M-1	M-1	M-1	M-1	M-1
<b>Viet Nam</b>													M-2	M-1	M-1	M-2	Later	M-3	M-2	M-1	Later	Later	Later	Later	Later
	M-1	M-2	M-3	Later	No submission																				

- From Jan 2021 to Dec 2022, **3** member economies (**Hong Kong, China; Singapore** and **Chinese Taipei**) have perfect 24 **within M-1**
- **8** member economies reported all months' data **within M-2**

# Completeness (JODI Oil)

## Products and Flows are not reported (based on the latest submission)

### China

- No **closing stocks** of crude oil and all petroleum products
- **Stopped reporting stock change of crude oil/all petroleum products from October 2020**

### Indonesia

- No **closing stocks** of crude oil and all petroleum products

### Malaysia

- No **closing stocks/stock change** of Crude oil/all petroleum products
- No **demand** data of all petroleum products

### Russia

- **No Trade data (imports/exports) of crude oil from January 2022 to current**
  - No **closing stocks/stock change** of crude oil
  - **They are reporting only refinery output for all petroleum products from January 2022 to current\***
- \*Russia had stopped reporting trade data, Stocks change, Demand and Stock closing of all petroleum products since Jan 2022

### Singapore

- **All flows except crude oil production and the trade data (imports and exports) of all products**

### Viet Nam

- **Restarted its submission from April 2022; Missing all flows except crude oil production.**

# Completeness (JODI Gas)

## Products and Flows are not reported (based on the latest submission)

China, Malaysia,  
Singapore

- No stock change, gross inland deliveries (Observed) and total stocks on national territory-closing

PNG

- *No submission* since May 2019

Peru

- *No submission* since August 2016

Russia

- No gross inland deliveries (Observed)
- **No Trade data** (import/export) from January 2022 to current

Thailand

- No gross inland deliveries (Observed)

Viet Nam

- **Restarted its submission from April 2022**
- No stock change, gross inland deliveries (Observed) and total stocks on national territory-closing

# Conclusions

## • Sustainability:

- In 2022, **12 out of 13 non-OECD** member economies were able to submit their **JODI Oil** data, other than PNG. And **11 out of 13 non-OECD** economies were able to submit their **JODI Gas** data, other than PE and PNG.
- For **VN**, ESTO finally have received JODI Oil/Gas reports from **Jan to Aug 2022**.

## • Timeliness:

- About **45% (JODI Oil)/ 60% (JODI Gas)** of economies submitted within **M-1** up to Dec 2022;

## • Completeness:

- **8 (BD; HKC; INA; PNG; PER; PHL; CT and THA)** of non-OECD member economies reported more than **90%** of **JODI Oil** data;
- **6 (BD; HKC; INA; PHL; CT and THA)** of non-OECD member economies reported more than **90 %** of **JODI Gas** data.

**Thank you for your kind attention.**

**<https://aperc.or.jp>**

**<https://www.egeda.ewg.apec.org/>**

